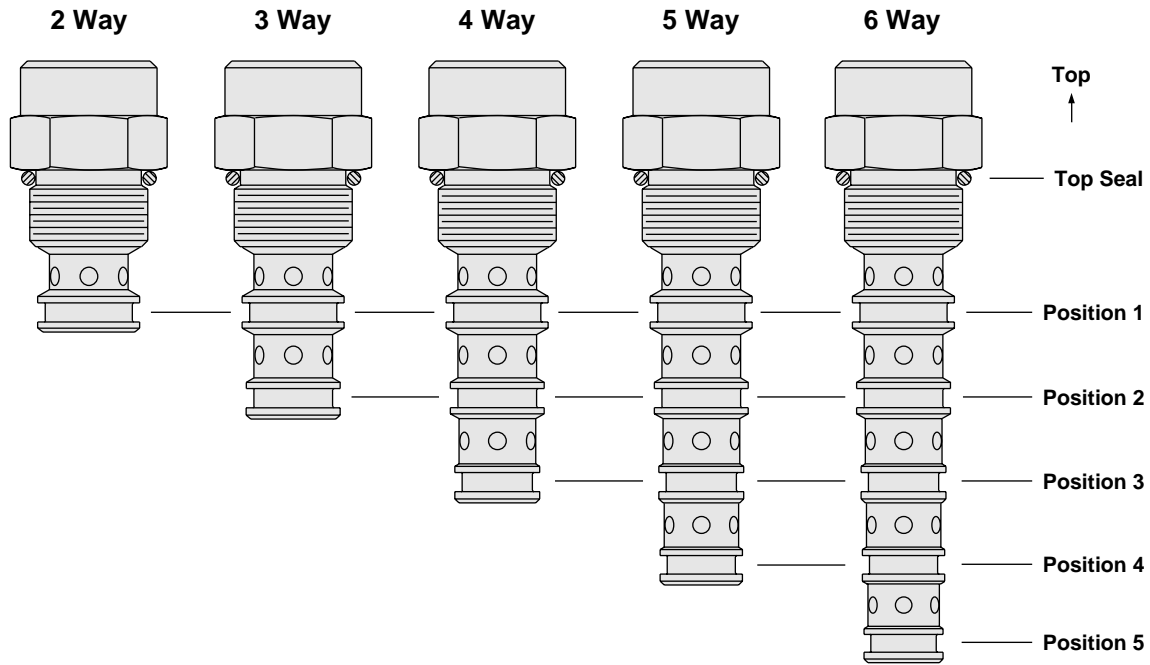


# Seal Kit Installation & Ordering Guide

## O-RING/BACKUP RING POSITION



## STANDARD O-RING SIZES

Cavity Size	Type	Top Seal	Position 1	Position 2	Position 3	Position 4	Position 5
08	2-Way	-908	-012	—	—	—	—
	3-Way	-908	-014	-013	—	—	—
	4-Way	-908	-014	-013	-012	—	—
10	2-Way	-910	-014	—	—	—	—
	3-Way	-910	-015	-014	—	—	—
	3-Way Long	-910	-015	-014	—	—	—
	4-Way	-910	-016	-015	-014	—	—
	5-Way	-910	-116	-015	-014	-013	—
12	2-Way	-912	-115	—	—	—	—
	2-Way Long	-912	-115	—	—	—	—
	3-Way	-912	-019	-018	—	—	—
	4-Way	-912	-019	-018	-017	—	—
	5-Way Short	-912	-019	-018	-017	-016	—
	6-Way Short	-912	-019	-018	-017	-016	-015
16	2-Way	-916	-119	—	—	—	—
	3-Way Short	-916	-119	-117	—	—	—
	3-Way	-916	-119	-117	—	—	—
	4-Way	-916	-119	-118	-117	—	—
	5-Way Short	-916	-125	-119	-118	-117	—
	6-Way Short	-916	-125	-119	-118	-117	-116
20	3-Way Short	-920	-122	-124	—	—	—
42	4-Way Metric	-006	-125	-004	-005	—	—
	6-Way Metric	-131	-125	-004	-005	-006	-077
98	3-Way Metric	-079	-053	-051	-030	—	—

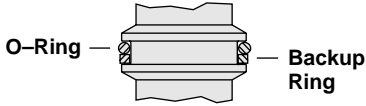
Seal Kit information continued on following page.

# HOUSINGS AND ACCESSORY PRODUCTS

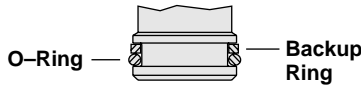
## Seal Kit Installation & Ordering Guide

### O-RING/BACKUP RING INSTALLATION

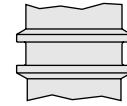
**Installation Type T**  
O-Ring installed toward top of cavity



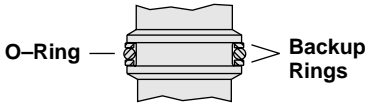
**Installation Type B**  
O-Ring installed toward bottom of cavity



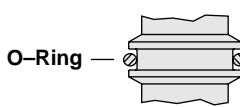
**Installation Type X**  
No seals this location



**Installation Type M**  
O-Ring installed between backups



**Installation Type O**  
O-Ring only; no back-ups



**Note:** Cartridges which are originally built with polyester elastomer (black) back-up rings, are serviced with single-turn (white) Fluorocarbon back-up rings. This facilitates field installation of the back-up rings, since the original production rings require special tools for installation.

Type "M" back-up rings are 1/2 size single-turn Fluorocarbon rings on all cavities **except** VC12-3, VC12-4, VC16-S3, VC20-S3 and VC98-3.

### ORDERING INFORMATION

Cavity Thread Size	Cavity Type	Seals	Position 1 Installation Type (Required for 2, 3, 4, 5 & 6-Way Valves)	Position 2 Installation Type (Required for 3, 4, 5 & 6-Way Valves)	Position 3 Installation Type (Required for 4, 5 & 6-Way Valves)	Position 4 Installation Type (Required for 5 & 6-Way Valves)	Position 4 Installation Type (Required for 6-Way Valves Only)
7/16-20	04	2-Way 2	Buna N (Std.) N	O-Ring toward top of cavity T	O-Ring toward top of cavity T	O-Ring toward top of cavity T	O-Ring toward top of cavity T
5/8-18	07	3-Way 3	Fluorocarbon V	O-Ring between backups M	O-Ring between backups M	O-Ring between backups M	O-Ring between backups M
3/4-16	08	4-Way 4	Polyurethane P	O-Ring toward bottom of cavity B	O-Ring toward bottom of cavity B	O-Ring toward bottom of cavity B	O-Ring toward bottom of cavity B
	38	5-Way 5		O-Ring; no back-ups O	O-Ring; no back-ups O	O-Ring; no back-ups O	O-Ring; no back-ups O
	58	6-Way 6		No seals this location X	No seals this location X	No seals this location X	No seals this location X
	78						
7/8-14	10						
	50						
	70						
	80						
1-1/16-12	12						
	52						
	72						
1-5/16-12	16						
	56						
1-5/8-12	20						
M42 x 2.0	42						